

Seismic Performance Analysis of Earthquake-Resistant Buildings

Bharati Patil

Assistant Professor, Department of Civil Engineering, Indala College of Engineering, Kalyan, India

ABSTRACT: Earthquakes pose a significant threat to the safety and serviceability of buildings, particularly in seismically active regions. The design of earthquake-resistant buildings aims to minimize structural damage and prevent collapse by effectively dissipating seismic energy and accommodating inelastic deformations. This study presents an analytical evaluation of earthquake-resistant structures considering structural configuration, material properties, and seismic design strategies. Key parameters such as ductility, stiffness, strength, and energy dissipation mechanisms are examined to enhance structural resilience. Linear and nonlinear analysis methods are used to assess building response under seismic loading. The effectiveness of modern techniques such as base isolation, seismic dampers, and performance-based design is also evaluated. The results indicate that properly designed earthquake-resistant buildings significantly reduce base shear, displacement, and structural damage, thereby improving occupant safety and post-earthquake functionality. The study highlights the importance of adopting seismic design codes and advanced technologies for achieving sustainable and resilient infrastructure.

KEYWORDS: Earthquake-resistant design, seismic performance, structural analysis, base isolation, energy dissipation, ductility.

I. INTRODUCTION

Earthquakes are among the most destructive natural hazards. They can lead to significant loss of life and damage to infrastructure in a very short time. Earthquakes happen when energy builds up in the Earth's crust and is suddenly released. This release creates seismic waves that travel through the ground. These waves cause dynamic forces in structures, which results in vibrations, side movements, and internal stresses.

A structure's behavior during an earthquake mainly depends on its mass, stiffness, and damping properties. When seismic waves hit a building, they generate inertial forces that act both horizontally and vertically. This can deform the structural elements. If these forces go beyond what the structure can handle, it might partially or completely collapse.

In many earthquake events, structural damage results not only from the strength of ground motion but also from inadequate design, poor construction practices, and insufficient detailing. Buildings that aren't designed to resist seismic forces are particularly at risk, especially in crowded urban areas. As a result, earthquake-resistant design has become a crucial part of modern civil engineering.

India is divided into different seismic zones (Zone II to Zone V) based on earthquake risk, as defined in IS 1893. Many parts of the country fall into moderate to high-risk zones. Historical earthquakes like the Bhuj earthquake (2001), Latur earthquake (1993), and Nepal earthquake (2015) have shown the serious consequences of structural failures and the need for effective design strategies.

The main goal of earthquake-resistant design is not to make structures completely safe from earthquakes but to ensure they can endure seismic forces without collapsing and with minimal damage. This is done by designing structures that can absorb and dissipate energy through controlled deformation. Ductility is a key concept here; it allows structures to undergo large deformations without sudden failure.

Modern seismic design uses principles of structural dynamics, material behavior, and energy dissipation. Engineers try to find the right balance between strength, stiffness, and ductility to improve how structures perform. Moreover, advanced technologies like base isolation systems and seismic dampers have significantly boosted the ability of structures to resist earthquake forces.

Another important factor in seismic design is the building's shape. Regular and symmetrical structures usually perform better under seismic loading because they offer a uniform mass and stiffness distribution. On the other hand, irregular structures may experience torsional effects, leading to uneven stress and increased damage.

The choice of construction materials also plays a vital role in determining how well a structure performs during an earthquake. Materials such as structural steel, which has high ductility, are more effective at resisting seismic forces than brittle materials like unreinforced masonry.

Recently, there has been a greater focus on performance-based seismic design, which aims to meet specific performance goals under different levels of earthquake intensity. This approach enables engineers to design structures that better meet safety and functionality needs.

In addition to new buildings, retrofitting existing ones has become an important area of study. Many older structures were built without considering seismic forces, making them very vulnerable. Strengthening these buildings with modern techniques is essential for improving overall safety.

This study seeks to evaluate the performance of earthquake-resistant buildings by looking at different design strategies, structural shapes, and material properties. It also examines the effectiveness of various seismic approaches, such as base isolation, damping systems, and shear walls, to understand how they contribute to improving structural resilience.

II. RELATED WORK

Extensive research has been conducted in earthquake engineering to improve how structures perform during seismic events. Early design methods mainly focused on boosting the strength of structural components to withstand earthquake forces. However, later studies showed that strength alone is not enough. A structure's ability to undergo deformation without sudden failure, known as ductility, is also crucial.

Researchers like Agarwal and Shrikhande [10] discussed the basic concepts of earthquake-resistant design. They stressed the importance of load paths, structural configuration, and dynamic behavior. Chopra [9] provided insights into structural dynamics and pointed out how factors such as mass, stiffness, and damping affect the behavior of buildings during earthquakes.

With improvements in engineering practices, the focus has shifted to performance-based seismic design. This approach ensures that structures meet specific performance goals like immediate occupancy, life safety, and preventing collapse under various levels of earthquake intensity. Studies show that performance-based design gives a more accurate view of how structures behave than traditional force-based methods.

Several researchers have also looked into how structural irregularities affect seismic performance. Buildings with unusual shapes, like L-shaped or asymmetrical designs, can experience greater torsional effects and uneven load distribution, making them more vulnerable. On the other hand, regular and symmetrical structures perform better because of their uniform stiffness and mass distribution.

The role of materials has also been widely examined in seismic design. Structural steel is recognized for its high ductility and energy absorption capacity, which makes it ideal for earthquake-resistant construction. Properly detailed reinforced concrete structures can also perform adequately. However, unreinforced masonry structures are highly susceptible to damage due to their brittleness and low tensile strength.

Recent advancements in seismic protection systems have introduced innovative methods like base isolation and energy dissipation devices. Base isolation systems lessen the transfer of ground motion to the superstructure by separating the building from the foundation. Similarly, seismic dampers absorb energy and reduce vibrations, which helps minimize

structural damage. Studies have shown that these methods greatly enhance a building's overall performance during earthquakes.

In addition to new construction techniques, there has been significant focus on retrofitting existing buildings. Many older structures were designed without considering seismic forces, making them very vulnerable. Retrofitting methods like jacketing, adding shear walls, and installing damping devices have proven effective in improving the seismic capacity of these buildings.

Moreover, the development of smart materials and structural health monitoring systems has created new possibilities in earthquake engineering. These technologies allow for real-time monitoring of structural performance and early detection of damage, improving safety and maintenance approaches.

Overall, the studies reviewed show that combining solid structural design, advanced materials, and modern seismic control techniques is essential for increasing the resilience and safety of buildings in earthquake-prone areas.

III. METHODOLOGY

In this investigation, analytical analysis and comparative assessment of existing earthquake-resistant structures are used. In particular, the study is focused on analyzing the behavior of structures subjected to seismic loads and the applicability of different methods of design in order to enhance performance.

3.1 Seismic Design Parameters

Several critical factors determine the performance of a building under seismic loads, including the following:

Ductility:

This parameter denotes the capacity of a building to experience considerable deformations without catastrophic failure. Ductility is essential in seismic design since it enables structures to accommodate energy in dynamic motion.

Stiffness:

The stiffness of a building indicates the resistance to displacements and deformations. High stiffness means less deformation, whereas low stiffness implies increased displacement potential.

Strength:

Strength reflects the resistance of structural members to loads. Structures should be designed to ensure sufficient strength to prevent failure when subjected to seismic motions.

Redundancy:

Redundancy involves ensuring the existence of alternative load paths in structures. This factor enhances safety by avoiding catastrophic failure due to damage to some parts of a building.

3.2 Structural Configuration

The geometric configuration of a building plays an important role in determining its seismic response. For this study, various configurations of buildings are taken into consideration:

Regular Structures:

A structure with consistent mass and stiffness throughout the height and width of the building. Regular structures behave consistently during earthquakes.

Irregular Structures:

An irregularly shaped structure where there is a variation in mass or stiffness.

Vertical Irregularities:

Variations in stiffness and mass in the vertical direction such as "soft storey" cases.

3.3 Earthquake Resistant Structures

Following seismic control measures have been discussed here for improving the structural efficiency:

Basis Isolation System:

The basis isolation system is provided between the foundation and superstructure. This system reduces the transmission of energy from the ground to the structure. It increases the natural period and decreases the acceleration in the structure.

Dampers:

The dampers help in dissipation of energy due to its frictional or viscous action. It minimizes the vibrations and movement of structures.

Shear Walls:

The shear walls provide additional lateral strength and stiffness. It minimizes the displacement and drifting of the structure.

Braces:

It helps in increasing the stability of the structure.

3.4 Methods of Analysis

Following analysis methods are employed for assessing the effects of earthquakes on structures:

Linear Static Analysis:

The linear static analysis method is also known as the equivalent static method. It applies for regular structures only.

Response Spectrum Analysis:

The response spectrum analysis is the dynamic method for calculating the earthquake forces. It takes into account different modes of vibration of the structures.

Nonlinear Analysis:

The nonlinear method can be used for analyzing structures beyond the elastic limit.

3.5 Parameters evaluated:

The structural performance evaluation is based on certain parameters listed below:

Base Shear:

The total lateral load imposed on the base of the structure in the presence of an earthquake.

Storey Displacement:

The lateral displacement of each storey level with respect to the base level.

Storey Drift:

The drift between two consecutive storeys that play an important role in the occurrence of structural damages.

Acceleration Response:

It measures the level of vibration in the structure.

3.6 Comparative evaluation method:

The comparative study is performed to evaluate the efficiency of various earthquake resistant structures. The structural performance of traditional structures is compared with the seismic performance of structures with shear wall, dampers and base isolators.

The results are analyzed in terms of percentage reduction in parameters like base shear, displacement, drift etc.

3.7 Assumptions and limitations:

This work is conducted with theoretical evaluations through existing literature and designs. Some assumptions have been taken into account to simplify the process:

- The behavior of structures is assumed to be within the limit of materials
- The effect of soil-structure interaction is not taken into consideration
- Ideally, the boundary conditions are assumed

IV. EXPERIMENTAL RESULTS

The results obtained from the analytical comparison of different structural systems and seismic resistance techniques clearly demonstrate the effectiveness of earthquake-resistant design strategies in improving structural performance under seismic loading.

4.1 Comparative Seismic Performance of Structural Systems

As presented in **Table 1**, conventional structures exhibit the highest base shear (1820 kN), displacement (78 mm), and storey drift (1.85%), indicating poor seismic resistance. The introduction of shear walls reduces these values significantly, with base shear decreasing to 1350 kN and displacement to 52 mm. This improvement is attributed to the increased lateral stiffness provided by shear walls.

However, the base-isolated structure shows the most effective performance, with base shear reduced to 920 kN and displacement to 31 mm. The storey drift is also minimized to 0.68%, which is well within acceptable limits. This demonstrates that base isolation systems are highly effective in controlling seismic response by reducing the transfer of ground motion to the superstructure.

Table 1: Seismic Performance of Different Structural Systems

Factor	Conventional Structure	Structure with Shear Wall	Base-Isolated Structure
Base Shear (kN)	1820	1350	920
Displacement (mm)	78	52	31
Storey Drift (%)	1.85	1.20	0.68
Acceleration (m/s ²)	3.2	2.4	1.6

As shown in Fig. 1, base-isolated structures exhibit significantly reduced displacement and drift compared to conventional and shear wall systems.

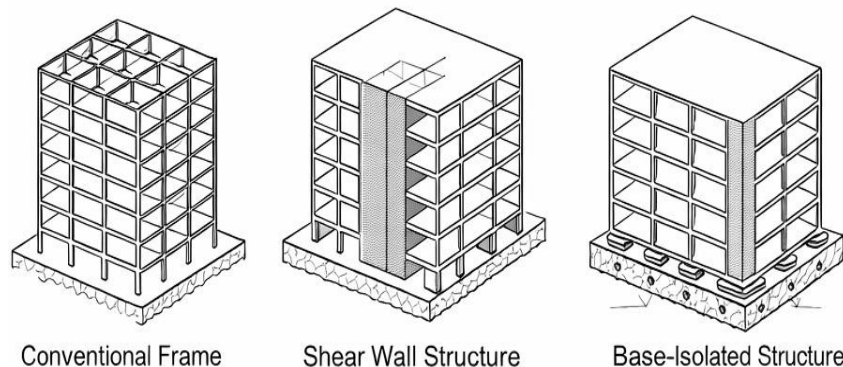


Fig. 1. Comparison of Conventional, Shear Wall, and Base-Isolated Structures

4.2 Effectiveness of Seismic Control Techniques

The results in Table 2 highlight the efficiency of different seismic control techniques in reducing structural response parameters.

- Base isolation provides the highest reduction in base shear (45–55%) and displacement (55–65%), making it the most efficient technique.
- Viscous dampers also show significant improvement, particularly in reducing displacement and vibration levels.
- Shear walls and cross bracing contribute to increased stiffness and moderate reduction in drift, but their effectiveness is comparatively lower than isolation and damping systems.

These findings indicate that energy dissipation and isolation mechanisms are more effective than conventional strengthening techniques, as they directly reduce seismic energy input rather than only resisting it.

Table 2: Efficiency of Seismic Control Techniques

Technique	Base Shear Reduction (%)	Displacement Reduction (%)	Drift Reduction (%)
Shear Wall	25–30	30–35	30–40
Cross Bracing	20–25	25–30	25–35
Base Isolation	45–55	55–65	50–60
Viscous Dampers	35–45	40–55	35–50

As shown in Fig. 2 and Fig. 3, base isolation and damping systems significantly improve seismic performance by reducing force transmission and dissipating energy.

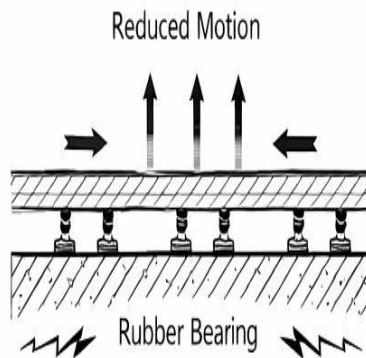


Fig. 2. Working Mechanism of Base Isolation System

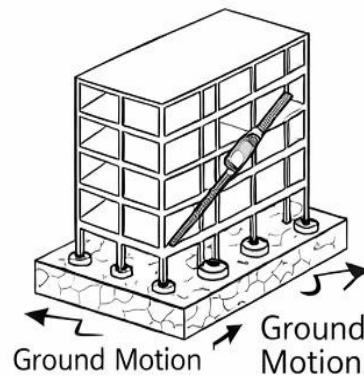


Fig. 3. Seismic Energy Dissipation using Dampers

4.3 Influence of Structural Configuration

The results shown in Table 3 emphasize the importance of building geometry in seismic performance.

- Symmetrical structures exhibit minimal torsional effects and lower drift (0.72%), resulting in minor damage.
- L-shaped structures show moderate torsion and increased drift (1.35%), indicating a higher level of damage.
- Irregular structures demonstrate the worst performance, with maximum drift (1.95%) and severe damage due to significant torsional effects.

This clearly indicates that structural irregularity leads to uneven force distribution and increased vulnerability, whereas regular configurations ensure better seismic behavior.

Table 3: Influence of Structural Configuration

Building Type	Time Period (sec)	Torsional Effect	Max Drift (%)	Damage Level
Symmetrical	0.85	Low	0.72	Minor
L-Shaped	1.10	Moderate	1.35	Moderate
Irregular	1.45	High	1.95	Severe

As shown in Fig. 4, regular building configurations provide better seismic performance due to uniform stiffness and mass distribution, while irregular structures are more susceptible to torsional effects and higher drift.

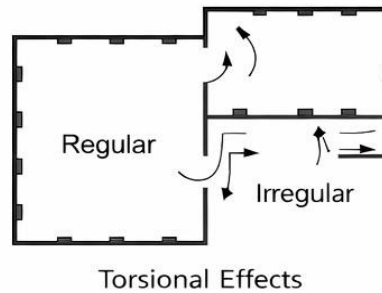


Fig. 4. Comparison of Regular and Irregular Building Configuration

4.4 Material Behavior under Seismic Loading

The comparison presented in Table 4 highlights the influence of material properties on seismic performance.

- Structural steel shows superior performance due to its high ductility and energy dissipation capacity, making it highly suitable for seismic applications.
- Reinforced concrete provides adequate performance when properly designed and detailed, offering a balance between strength and ductility.
- Unreinforced masonry, due to its brittle nature, performs poorly and is highly susceptible to failure during earthquakes.

These observations confirm that ductile materials are essential for earthquake-resistant design, as they allow controlled deformation and prevent sudden collapse.

Table 4: Material Behavior under Seismic Loading

Material Type	Strength (MPa)	Ductility	Energy Dissipation	Seismic Suitability
Reinforced Concrete	25–40	Moderate	Medium	Good
Structural Steel	250–400	High	High	Excellent
Unreinforced Masonry	5–15	Low	Low	Poor

4.5 Overall Improvement in Structural Performance

The results summarized in Table 5 demonstrate the overall benefits of incorporating earthquake-resistant design

strategies:

- Base shear reduction: 45–55%
- Displacement reduction: 50–65%
- Drift reduction: 40–60%
- Damage reduction: up to 70%

These improvements clearly indicate that modern seismic design techniques significantly enhance structural safety, stability, and performance.

Table 5: Improvement in Structural Performance

Parameter	Improvement (%)
Base Shear Reduction	45–55
Displacement Reduction	50–65
Drift Reduction	40–60
Damage Reduction	Up to 70

4.6 Integrated Performance Evaluation

From the combined analysis of all parameters, it is evident that:

- Structures designed with shear walls, base isolation, and damping systems perform significantly better than conventional structures.
- Base isolation systems are particularly effective in reducing seismic demand, while dampers improve energy dissipation.
- Structural configuration and material selection play a complementary role in achieving overall seismic resilience.

The results confirm that an integrated approach combining proper design principles, advanced technologies, and suitable materials is essential for achieving optimal earthquake-resistant performance.

V. CONCLUSION

This analysis explores the seismic response of buildings by examining how structural configuration, material behavior, and protective technologies interact under earthquake loading. The findings indicate that incorporating seismic-resistant design measures significantly enhances a structure's capacity to endure dynamic forces while maintaining operational integrity and ensuring occupant protection. Adopting a design methodology that explicitly considers dynamic response characteristics enables a substantial reduction in structural damage during seismic events.

A comparison between conventional construction and seismically detailed systems demonstrates notable differences in performance. Buildings not specifically designed for earthquake resistance tend to undergo pronounced lateral movement, elevated inter-story drift, and increased internal stress demands. These responses heighten the risk of both structural and non-structural damage, and in extreme cases, structural failure. In contrast, systems equipped with lateral load-resisting components—such as shear walls, braced systems, and moment-resisting frames—exhibit improved stiffness and energy dissipation. The inclusion of advanced protective solutions, particularly base isolation and supplemental damping mechanisms, further enhances performance. Base isolation systems are especially effective, as they limit the transmission of ground accelerations to the superstructure, thereby reducing force demand and mitigating damage.

Building geometry also plays a decisive role in seismic performance. Configurations that are regular and symmetrical promote a balanced distribution of inertial forces, leading to more stable structural behavior during ground motion. Such arrangements reduce the likelihood of torsional effects and localized stress concentrations. In contrast, irregular

layouts—characterized by asymmetry, discontinuities, or abrupt changes in stiffness—can trigger complex responses, including torsional amplification and uneven force paths. These conditions often result in localized overstressing and increased vulnerability to damage, emphasizing the importance of thoughtful architectural planning in seismic design.

The choice and behavior of construction materials further influence structural resilience. Materials with high ductility and the ability to dissipate energy through inelastic deformation are particularly advantageous in seismic conditions. Structural steel exemplifies these properties, allowing significant deformation without sudden loss of strength. Reinforced concrete, when detailed in accordance with ductile design principles, also performs reliably under cyclic loading. Conversely, brittle materials such as unreinforced masonry lack deformation capacity and are therefore prone to cracking and collapse when subjected to seismic forces. This underscores the need for careful material selection, proper detailing, and stringent quality control during construction.

Beyond conventional approaches, performance-based design has emerged as a more precise framework for evaluating seismic behavior. Rather than relying solely on force-based criteria, this methodology focuses on predicting structural performance under varying levels of seismic intensity and aligning design objectives with desired performance outcomes, such as immediate occupancy or collapse prevention. The use of advanced computational tools, simulation techniques, and monitoring systems further strengthens the ability to assess and refine structural response.

In summary, effective seismic design depends on a coordinated approach that integrates structural configuration, material selection, and advanced protection strategies. Such integration not only minimizes damage but also enhances the durability and post-event functionality of buildings. Adherence to seismic design standards, combined with proper construction practices and oversight, is essential to ensure that theoretical designs are successfully implemented. Continued exploration of innovative materials, efficient retrofitting methods, and intelligent monitoring technologies will be critical for improving the resilience of structures in earthquake-prone regions.

VI. FUTURE SCOPE

Future investigations should emphasize the creation of cost-effective and environmentally sustainable strategies for seismic protection that can be implemented on a large scale, particularly in developing regions. Advancements in smart materials, such as shape memory alloys and fiber-reinforced composites, offer promising opportunities to improve structural performance under seismic loading. In addition, the integration of artificial intelligence with sensor networks can enable continuous monitoring and early detection of structural weaknesses through real-time data analysis.

A critical area of focus should be the rehabilitation of existing infrastructure, especially older buildings that were designed without adherence to modern seismic codes. Implementing targeted retrofitting approaches—such as base isolation systems, energy dissipation devices, and reinforced structural elements—can significantly enhance the earthquake resistance of these structures. Future research may also explore the optimization of these techniques to balance cost, efficiency, and ease of application.

Overall, combining innovative technologies with practical retrofitting solutions will play a key role in minimizing structural damage and improving resilience against future seismic events.

REFERENCES

1. "Literature Review on Earthquake-Resistant Building Design: Past, Present, and Future Perspectives," by R. R. Sarode, M. D. Patil, C. J. Pawar, L. A. Kavthekar, and S. K. Rajput, IJSART, vol. 10, no. 4, pp. 612–615, 2024.
2. V. Santhana Lakshmi and K. Latha, "Earthquake Resistant Buildings: An Overview", International Advanced Research Journal in Science, Engineering and Technology, vol. 8, no. 12, pp. 100-104, 2021.
3. "Earthquake Resistance Design of Structure," Journal of Emerging Technologies and Innovative Research (JETIR), vol. 10, no. 4, 2023, by R. Chauhan, M. Tanwar, A. Sayed, and U. Diwan.
4. "Case Study of Earthquake Resistant Structure and Its Recent Innovation in Construction" by A. Thakur, N. Kumar,

5. S. Rana, and R. Kumari, International Journal of Innovative Research in Engineering & Management, vol. 9, no. 2, pages 568–572,2022.
6. M. Shahjalal, A. K. M. Yahia, A. Morshed, and N. I. Tanha, "Earthquake-Resistant Building Design: Innovations and Challenges", Global Mainstream Journal of Innovation, Engineering & Emerging Technology, vol. 3, no. 4, pages 101–119,2024.
7. D. Mili, "A Case Study of Advanced Earthquake Resistant Techniques for Civil Engineering Project", International Journal of Scientific Research & Engineering Trends, vol. 10, no. 3, pp. 500–505, 2024.
8. Earthquake Resistant Design of Structures, Prentice Hall of India, New Delhi, 2006, by P. Agarwal and M. Shrikhande.
9. Pearson Education published the fourth edition of A. K. Chopra's Dynamics of Structures: Theory and Applications to Earthquake Engineering in 2012.
10. T. Paulay and M. J. N. Priestley, Seismic Design of Reinforced Concrete and Masonry Buildings, John Wiley & Sons,1992.
11. Dynamics of Structures, New York, McGraw-Hill, 1993, by R. W. Clough and J. Penzien.
12. F. Naeim and J. M. Kelly, Design of Seismic Isolated Structures: From Theory to Practice, Wiley, New York, 1999.
13. Bureau of Indian Standards, New Delhi, India, "IS 1893 (Part 1): Criteria for Earthquake Resistant Design of Structures," 2016.
14. Bureau of Indian Standards, "IS 13920: Ductile Detailing of Reinforced Concrete Structures Subjected to Seismic Forces", New Delhi, India, 2016.
15. Federal Emergency Management Agency (FEMA), "NEHRP Recommended Provisions for Seismic Regulations for New Buildings," FEMA450,USA, 2003.
16. "Eurocode 8: Design of Structures for Earthquake Resistance," European Committee for Standardization, Brussels, 200



INTERNATIONAL
STANDARD
SERIAL
NUMBER
INDIA



INTERNATIONAL JOURNAL OF INNOVATIVE RESEARCH

IN SCIENCE | ENGINEERING | TECHNOLOGY

 9940 572 462  6381 907 438  ijirset@gmail.com



www.ijirset.com

Scan to save the contact details